Process Flow for Student Start Testing

Best Practice: Stagger Start Times of 25-30 students at a time by 2-3 minute intervals

Student enters test session location and logs into computer, if necessary.



Student Logs in with access credentials on Student Login Ticket (NYSSIS ID / Nextera Admin generated password).

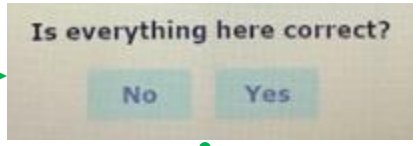

Student confirms Student Information on screen.

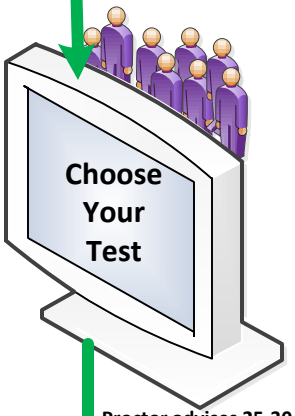

Proctor advises 25-30 students at a time to click the "Start Test" button in 2-3 minute intervals for the day's test session to download the test.

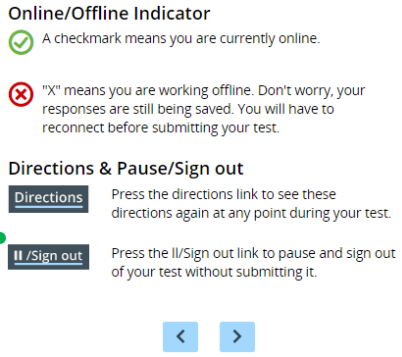

Proctor reads on-screen test directions to students.

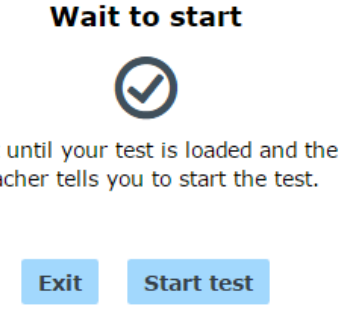

The Proctor advises when students can start testing.



Testing begins for all students in the testing location.