New York State Grades 3–8 ELA, Mathematics, and Science Testing Program

Fall 2026 Training

Part 1

nwea

New York State EDUCATION DEPARTMENT

Knowledge › Skill › Opportunity

Introductions

NYSED

Robin Barber
Supervisor, 3-8 CBT Program

Brian Suedkamp
Associate, 3-8 Program

Abigail Jacobs
Associate, 3-8 Program

Kasey Dillenbeck
Education Program Assistant,
3-8 Program

NWEA

Jennifer Janinek
Program Manager

Part 1 Agenda

- Testing dates and Events calendar
- Preparation is Key
- Fall Milestones
  - Ordering
  - Accessing Nextera Admin
  - Tech Readiness
  - Secure Browser
- Resources & Support

Part One

2026-2027 Test Administration and Events Calendar

nwea

Administration Window

The administration window for the 2027 Grades 3–8 ELA and Math Tests and the Grades 5 & 8 Science Tests will be Monday, April 5 – Friday, May 14.

- For ELA and math, schools will select two consecutive school days within the window to administer assessments for each grade level and subject.
- For science, schools will select one day within the window to administer assessments for each grade level.
- These rules are school specific and need not be observed as district-specific.

Administration Window Continued

- Make-ups must be given within the testing window.
- Students who must test on paper per an IEP or 504 Plan, and for the math and science tests, students who require an alternate language edition of the test or an oral translation should test on the same days as their CBT grade classmates.
- Religious and Independent Schools who due to religious beliefs, do not make use of technology in the classroom and therefore will only be offering paper-based tests, must administer the paper-based tests within the same multiple-week window.
- 2026-2027 Testing Schedule

2026-27 CBT Milestones

October and November

- •Create user accounts in Nextera
- •Place orders in Online Request System: window opens October 2, 2026
- •Complete Tech Readiness: window opens 10/2/26
- •Finalize Lead Scoring Entity and exam requests prior to the closing of the system on 11/13/26
- •Ensure devices have the most recent Secure Browser
- •Verify Student Enrollment/Program Service/ Demographic Data

November, December, and January

- Simulation Pre-ID File enrollment, program service, and demographic data due to L2*: 11/20/26
- Proctor & Best Practices Training: TBD
- Schedule date for participation in Statewide Simulation
- Students, Classes, Tests Tabs open for CBT Simulation 12/14/26
- Statewide CBT Simulation: January 11th –January 22nd
- Ensure completion of Tech Readiness; Window closes 12/31/26

February and March

- Operational Pre-ID File enrollment, program service, and demographic data due to L2*:late February
- LSE will be loaded to Nextera Admin for ELA and Math
- ScorePoint Training: TBD
- Student Data loaded to Nextera Admin for Operational CBT Testing
- Prepare for Testing

April, May & June

- Testing window for ELA, Math & Science: 4/5-5/14/27
- Scoring Window: 4/6-5/21/27
- Last day to set NTC: 5/21/27

***Please work with your RIC for regional deadline for the Simulation and Operational Test student data pulls.**

Monthly Events

October

- Online Request System Opens 10/2/2026
- Review the Requesting memo and instructions for placing online requests
  - Arrange for Lead Scoring Entity (LSE) for CBT ELA and Math

Note: In 2027, the Grades 5 & 8 Science Computer-based Tests will again be sent to NYSED's contractor for statewide scoring. Schools do not need to make arrangements for the scoring of the science computer-based tests. However, schools will still be responsible for the scoring of science paper-based tests (i.e., accommodated editions).

Monthly Events

October

- Nextera Admin/Tech Readiness Opens- 10/2/2026
- Monitor your inbox for your “Welcome to Nextera” email
  - SUPs, DTCs, & Principals will receive “Welcome to Nextera” email
  - Be sure to check your junk folder
  - Set up additional user accounts as needed (STC, DLU, BLU, etc)
- Review the Setup and Installation Guide
- Understand Minimum System Requirements

Monthly Events

November

- Online Request System Closes – 11/13/2026
  - Return to online request system until system close date to make any needed updates

Statewide Simulation Pre-ID file data pull (11/20/26)

- Verify student enrollment, program service, and demographic data is up-to-date
- Confirm regional deadline with your Regional Information Center (RIC)

December

- Simulation students, classes, and tests tabs open in Nextera Admin (12/14/26)

Monthly Events

January

- Statewide Simulation (January 11 – January 22, 2027)
  - Schools will select grade(s) and content area(s) to participate in the CBT simulation.
  - While schools must participate in at least one day of the Statewide Simulation period, they can choose multiple days, grades, and content areas within the window to run their simulation.
  - Schools do not need to tell us of what day(s) or grade(s)/content area(s) they will be using for the simulation.

Reminders

Reminders for 2026-2027

- A new Secure Browser needs to be downloaded onto all student devices this year
- All grades 3—8 are testing on the computer
- No Stand-Alone Field Testing (SAFT) for Grades 3-8 ELA, Math, and Science
- Session 2 for Grades 3—8 Math will have different forms.
- Like last year, there will be no ELA answer booklets this year. NWEA has added CR lines back into the Session 1 booklets
- The only materials that need to be sent back to NWEA are unused Braille editions

Preparation is Key

Preparation is Key!

- Question Sampler
- Practice Tests in the Questar Secure Browser
- Proctor Training
- Participate in the Simulation: January 11th- January 22nd

It's important to have students practice to help them become familiar with the mechanics of taking the test on the computer, the available tools, and the general types of questions on the test.

CBT Systems Overview

- **Nextera® Test Delivery System**
  - Secure browser
  - Downloaded to students' devices
  - Students access and complete tests
  - Offers practice with previously released State questions



- **Nextera® Administration (Nextera Admin)**
  - Online Test Administration System
  - Multi-tiered, role-based system
  - Manage students and student-test taking

https://ny.nextera.questarai.com/Admin

- **ScorePoint**
  - Centrally-hosted software application to score constructed-response items entered by students during operational computer-based testing

https://ny-scorepoint.questarai.com/scorepoint

Nextera® Test Delivery System

- Questar Secure Browser - Installed on each student device
- Allows the test to be administered securely on the device
- Test content cached to the student's testing device when student logs in
  - Responses stored/encrypted locally on computer/device in case of network loss
- In Chromebooks, set "Do not erase local user data" under Google Admin console so device cache is not cleared

Question Sampler

Question Sampler

Available from a webpage and can be used by students, parents, teachers, or administrators.

Users can preview the testing tools without downloading and installing the secure browser.

Users can preview test accommodations. Four samplers per grade level for Grades 3—8 ELA and Math and Grades 5 & 8 Science.

Empty ELA Response Boxes, Math Equation Editors, and Science Technology Enhanced Items for instructional use.

New Samplers 2026-27 (coming in January)

- ✓ **ELA Sampler: Sampler 1**
- ✓ **Math Sampler: Sampler 1**
- ✓ **Science Grade 5: Sampler 2**
- ✓ **Science Grade 8: Sampler 1**

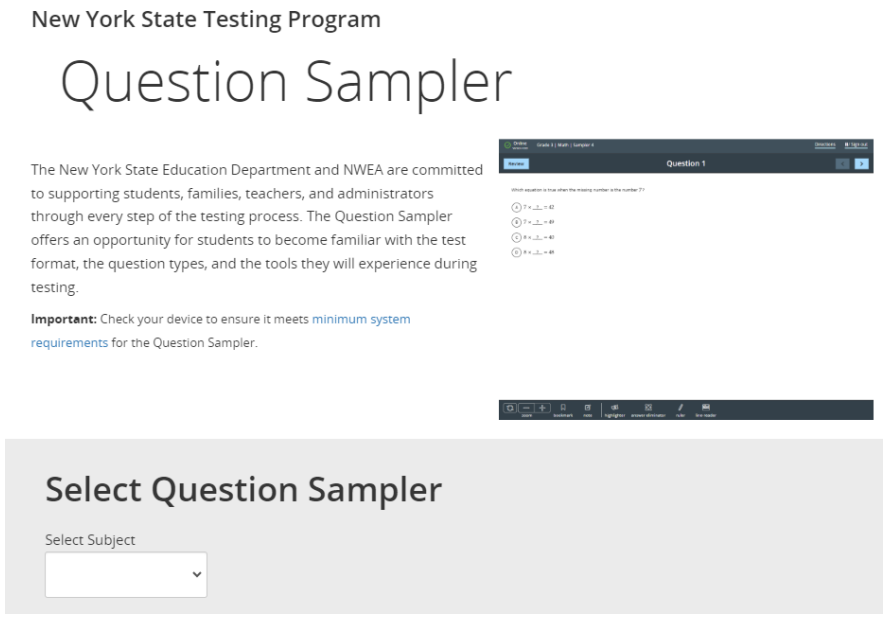

For the best experience use a Chrome browser to access the Sampler

https://ny.nextera.questarai.com/tds/#practice

Practice Tests



nwea

Practice Tests

Teachers and students can log into the Secure Brower application to access the practice tests.

The Secure Browser practice tests are the same practice tests that appear in the Question Sampler.

This allows students to have the experience of logging in and using the tools and navigation within the Secure Browser environment.

Usernames and passwords are posted on CBT Support.



Sample Login
Username: elag03
Password: practice

Practice Tests: Multiple Accommodations

Certain practice test logins will allow for the user to practice multiple accommodations at once in the Secure Browser.

- ELA: STT and TTS
- Math: Initial Zoom and Answer Masking
- Science: Initial zoom and Answer Masking

Statewide Simulation

Simulation

- Dates: January 11th- January 22nd
- Review Proctor Training prior to Simulation to familiarize yourselves with best practices and logistics.
- Practice setting accommodations and putting students into different groupings and classes.
- An opportunity for your school to practice and simulate a testing environment that will take place for operational testing.
- School-wide decision of who participates in the simulation and in which content areas. NYSED does not need to be notified of your decision.

Simulation continued

- Recommended to have as many students participate in the simulation as possible, especially 3rd Grade students who have not yet tested before or for new staff.
- NTCs do NOT need to be set for the simulation.
- There are not separate Teacher's Directions for the simulation, but teachers may read Step 6 from the operational Teacher's Directions.

Simulation forms being used this year:

- ✓ **ELA: Sampler #2**
- ✓ **Math: Sampler #3**
- ✓ **Grade 5 Science: Sampler #1**
- ✓ **Grade 8 Science: Sampler #2**

Proctor Training

The Proctor training will be posted on CBT Support prior to Simulation.

This training will go into detail on the responsibilities for proctoring before, during, and after the computer-based test administrations.

By training your proctors prior to the administration of the computer-based tests your school will be able to:

- Maintain the security of the exams
- Create a smooth administration for both proctors and students
- Avoid situations that delay testing or could cause misadministrations, such as switched login credentials or mixed formats (CBT and PBT)

Resources

The Proctor Training can be found on CBT Support

Pages 7 & 8 of the SAM provide further information on Proctor Training

Online Examination Request System



nwea

Online Examination Request System

The Grades 3–8 ELA and Mathematics Tests and the Grades 5 & 8 Science Tests must be requested through the Department's online request system. (https://portal.nysed.gov/abp)

- Schools may begin placing requests on October 2, 2026
- The deadline for placing requests is November 13, 2026.
- Detailed instructions are available on our website.

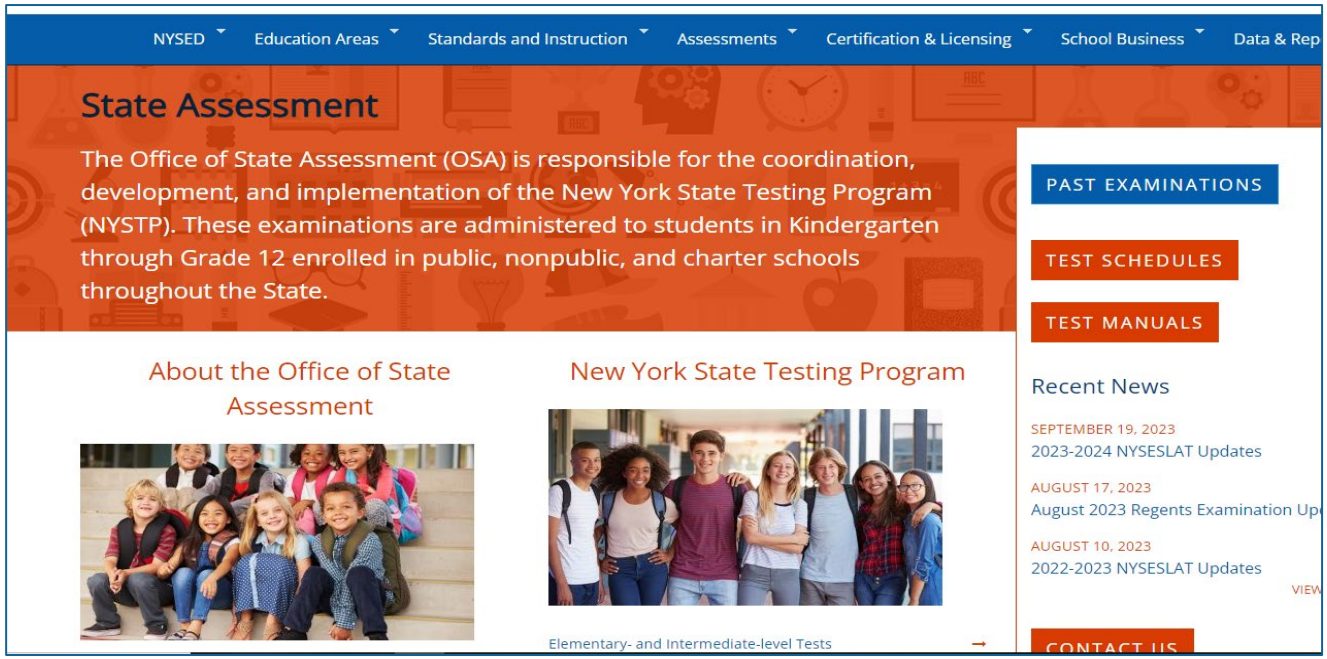

Online Examination Request System

1. Identify your Scanning Center/RIC and Lead Scoring Entity for ELA and Math

   Note: Grades 5 & 8 Science CBT will be sent to NYSED's contractor for statewide scoring. Schools do not need to plan the scoring of the science computer-based tests. However, schools will be responsible for scoring science paper-based tests.

2. Enter the number of students testing on computer. Enter the number of students to be administered large type or braille.

3. Request Test Read copies for students with the Test Read accommodation (Read aloud by human on CBT), for IEP/504 students testing on paper, and for ELLs requiring an oral translation.

Online Examination Request System - Reminders

4. All alternate language editions will be paper format. A list of available translations are listed in the ordering portal.

Note: When requesting alternate language editions, schools receive the corresponding paper copies of the English editions to provide as a testing accommodation. **Know your contract with your LSE to ensure they can score the alternate languages you need.**

5. **Submit and Certify Your Request** on the last page of the examination request system.

6. You will receive a confirmation email within 3 business days. Review to ensure that all exams were requested correctly.

Note: "Submit and Certify Your Request" again if you log back in to make changes before the online examination system closes on 11/13/2026.

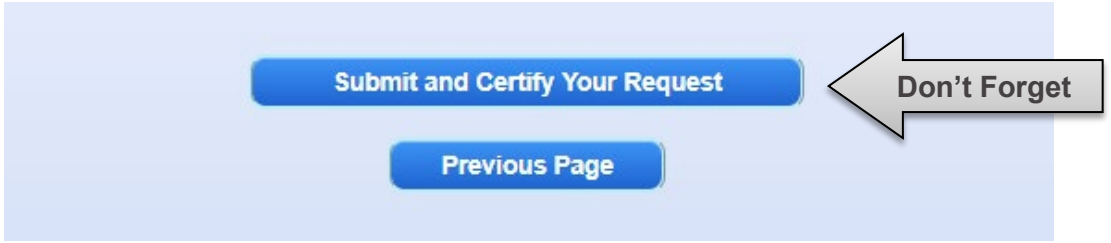

Reminder to enter number of students testing on computer

If you requested large, braille, and/or test read editions but didn't enter quantities under the "Regular" column the below reminder will appear. If your school has students testing on computer, but you didn't enter quantities under the "Regular" column, your school will not be included in the pre-id file that populates students into Nextera Admin.

Description	Computer or Paper	Regular	Large	Braille	Update User	Update Date	Orig. Reg.	Supp Ind
GRADE 3 ENGLISH LANGUAGE ARTS **You requested large, braille, and/or test read editions but didn't enter quantities under the "Regular" column. Please make sure to enter the number of students testing on computer under the "Regular" column.**	Computer	0	1	1	NA	NA	0	N/A

nwea

Additional Requests

If additional materials are needed after the Online Request System closes, please follow the guidance outlined in the School Administrator's Manual.

After taking inventory, if:	Then:
An item or items are missing from the shipment listed on the shipping notice	Contact NWEA Customer Support at: Telephone: 866-997-0695 Email (NYTesting@nwea.org) For English Language Arts and Mathematics, contact NWEA Customer Support. For Science, contact OSA's Operations Group. Telephone: 518-474-8220. Email (examrequest@nysed.gov).
The school requires items that were not originally requested or items necessary to accommodate students whose needs were previously unknown to the school	Contact the official in charge of the regional center to arrange for pickup of test materials on the day of test administration. Notify NWEA Customer Support, by email, which test materials will be picked up at the regional center. NWEA will work with the regional center to ensure they have sufficient quantities of test materials for distribution.

Accessing Nextera Admin

Accessing Nextera Administration

DTCs, SUPs, and PRNs received a welcome email with their username and password.

1. Log in using your provided credentials.
2. Follow prompts to accept a security agreement and change your password.
3. Check Junk folder; if you haven't received your Welcome email, reach out to NWEA via Customer Support.

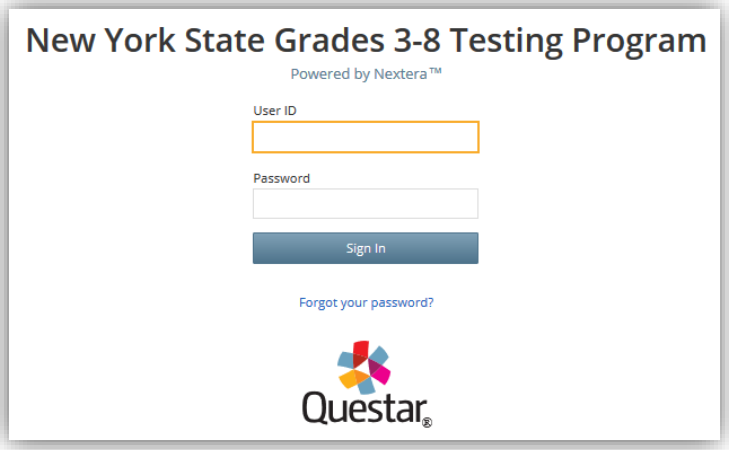

https://ny.nextera.questarai.com/Admin

Nextera Admin: Add and Edit Users

nwea

Accounts

The Accounts tab allows users to view and edit accounts, as well as reset passwords.

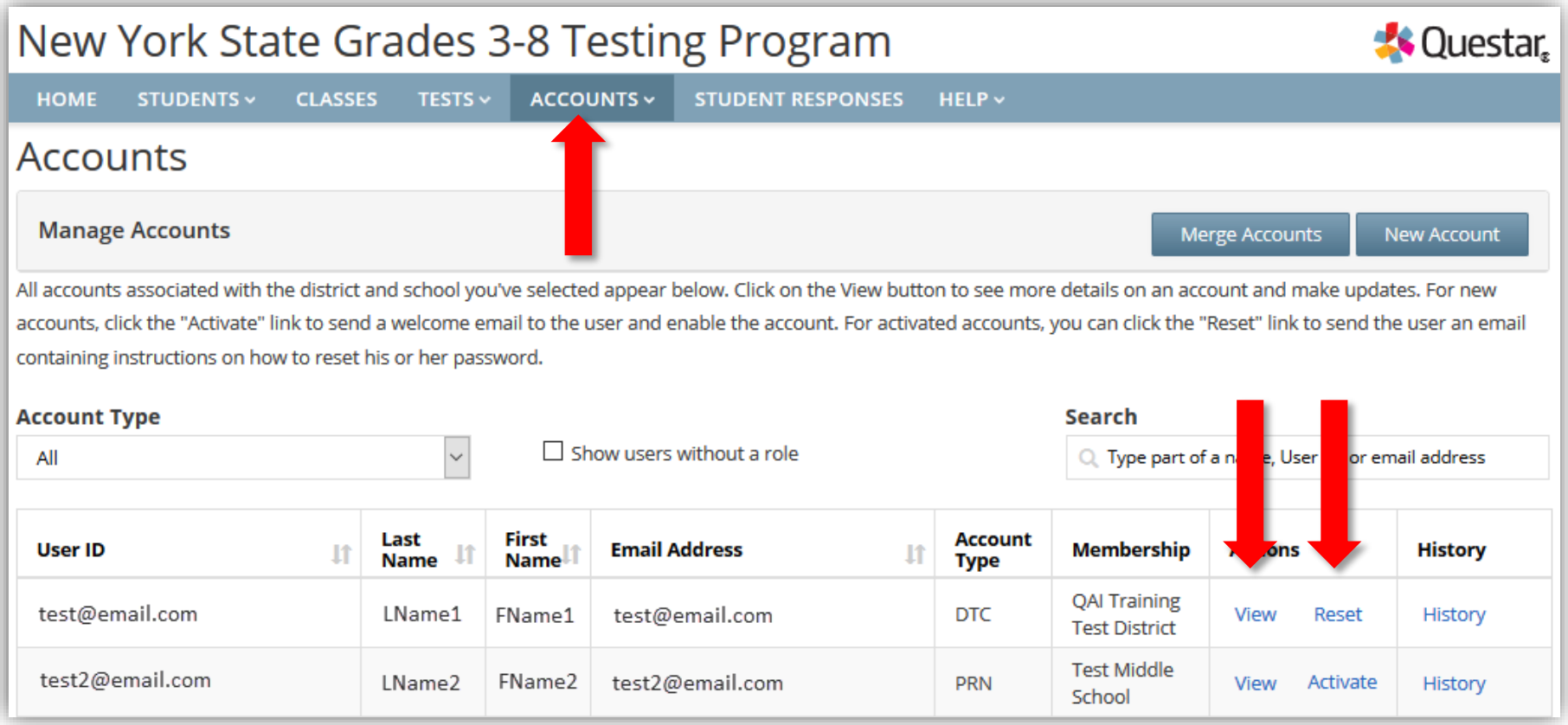

Accounts

Users can also create New Accounts.

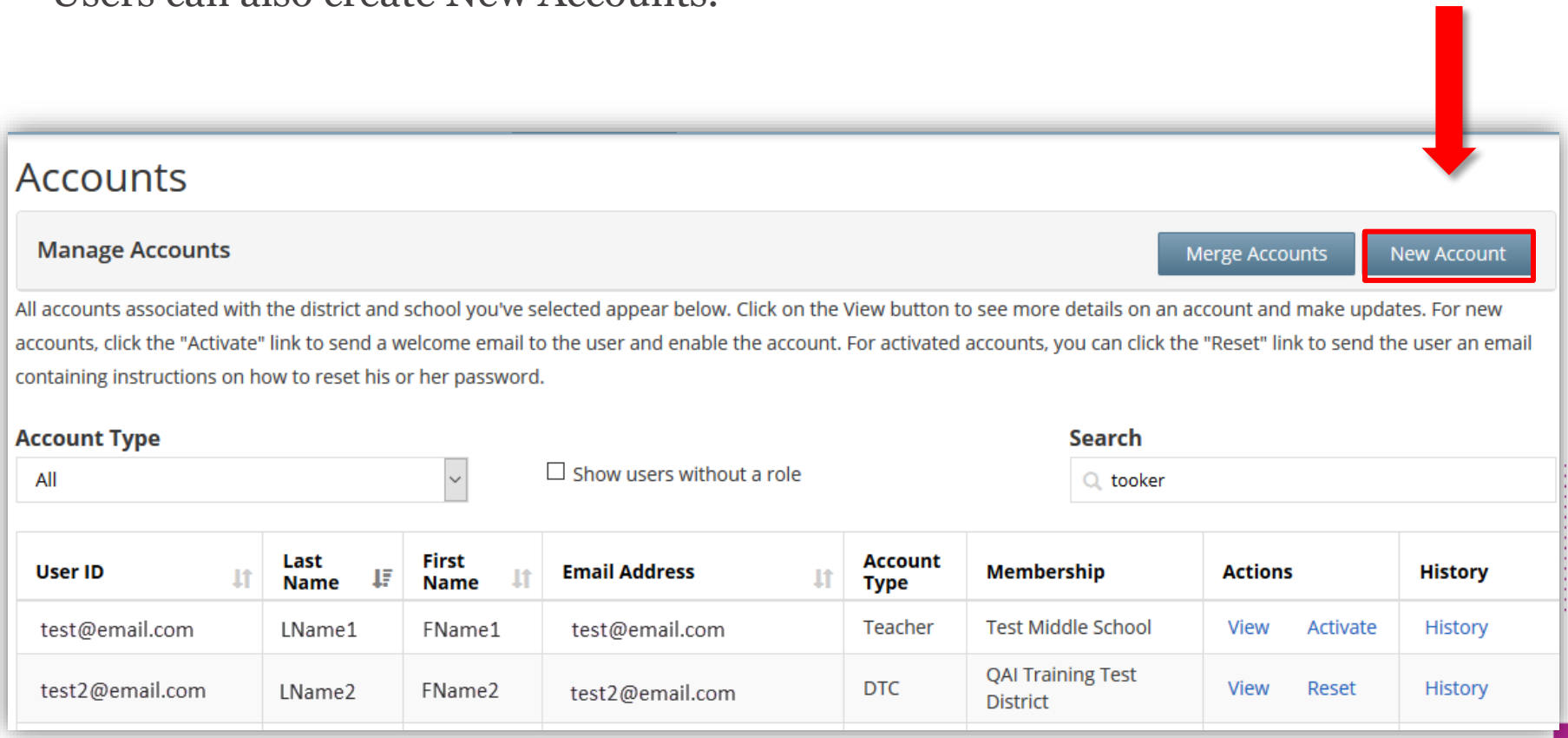

Accounts

Based on their user role, users can export account types into an excel document.

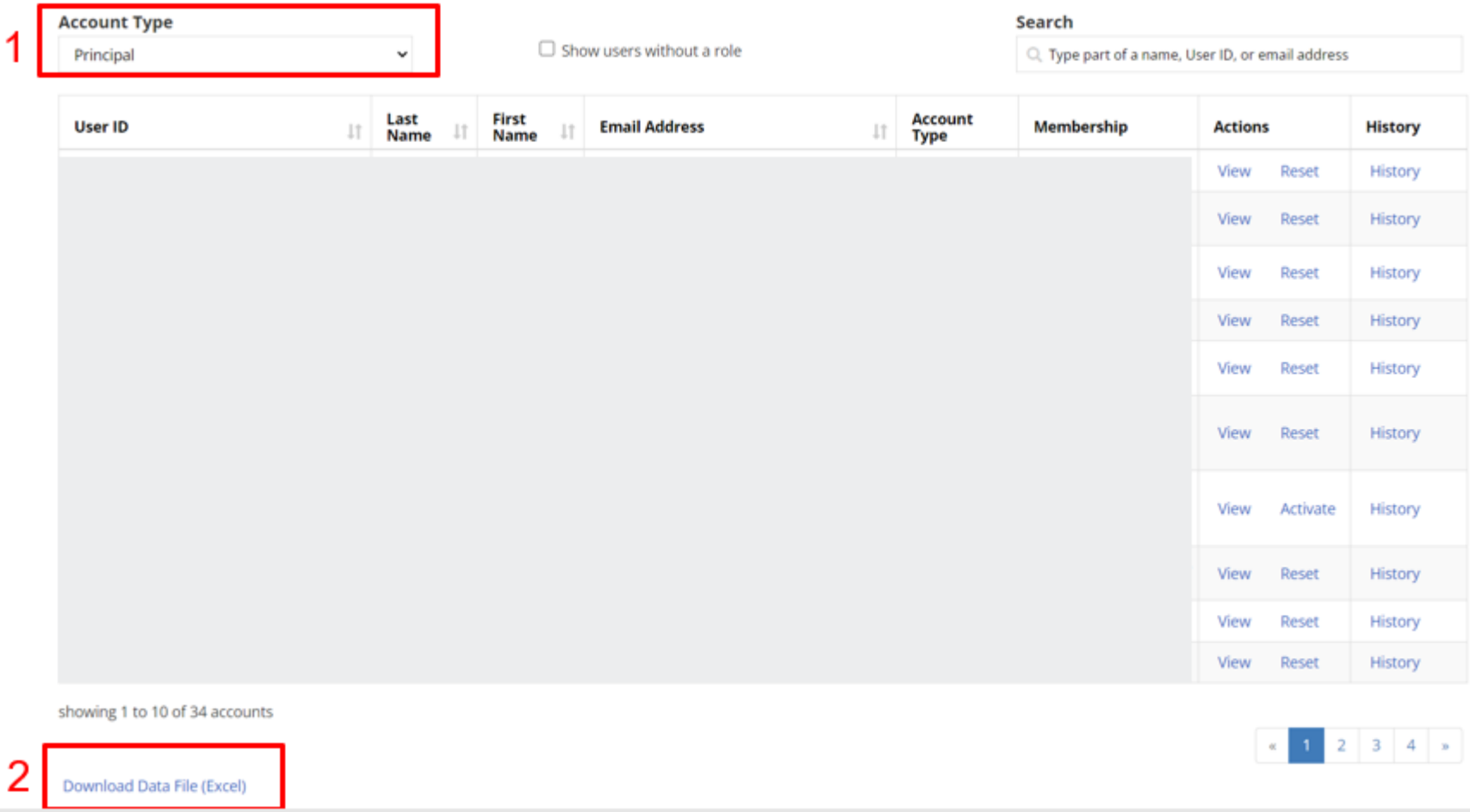

Accounts

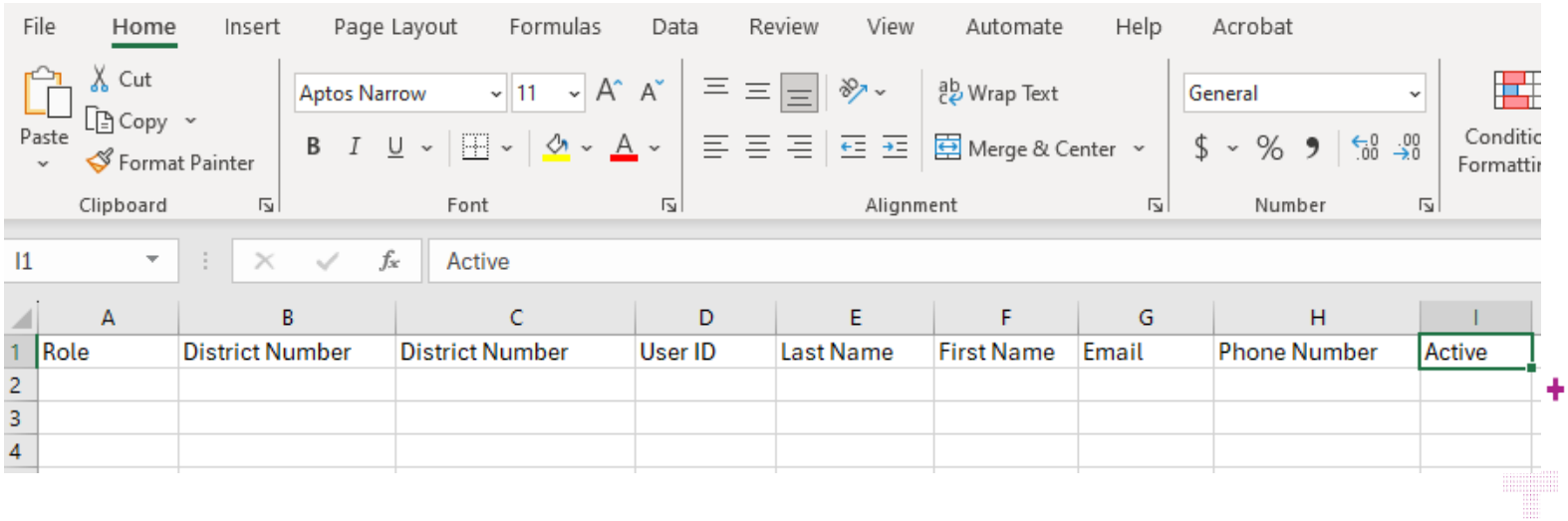

	A	B	C	D	E	F	G	H	I
1	Role	District Number	District Number	User ID	Last Name	First Name	Email	Phone Number	Active
2									
3									
4									

When downloaded as a .csv, the user will see a document like this with all of the users in that role for their district. This includes valuable information such as if a user is active or inactive in Nextera.

Account Rules

- There can only be one of each of the following account types per district or school:
  - District Test Coordinator (DTC)
  - Superintendent (SUP)
  - Principal (PRN)
  - School Test Coordinator (STC)
- There can be multiple account types for:
  - District Level User (DLU)
  - District Information Technology Coordinator (DITC)
  - Building Level User (BLU)
  - School Information Technology Coordinator (SITC)
  - Teachers

Accounts Page Reminders

New Accounts

- Account creation should be handled locally through Nextera Admin.
- User ID field should always be the user's email address.
- DTCs, DLUs, and SUPs can create new accounts for schools within their districts.
- PRNs, STCs, and BLUs can create new accounts within their school.
- When creating an account, the administrator must click "Activate" for the new user to receive their Welcome to Nextera email.
- See CBT Support for Adding and Editing Users in Nextera Admin.

User Roles

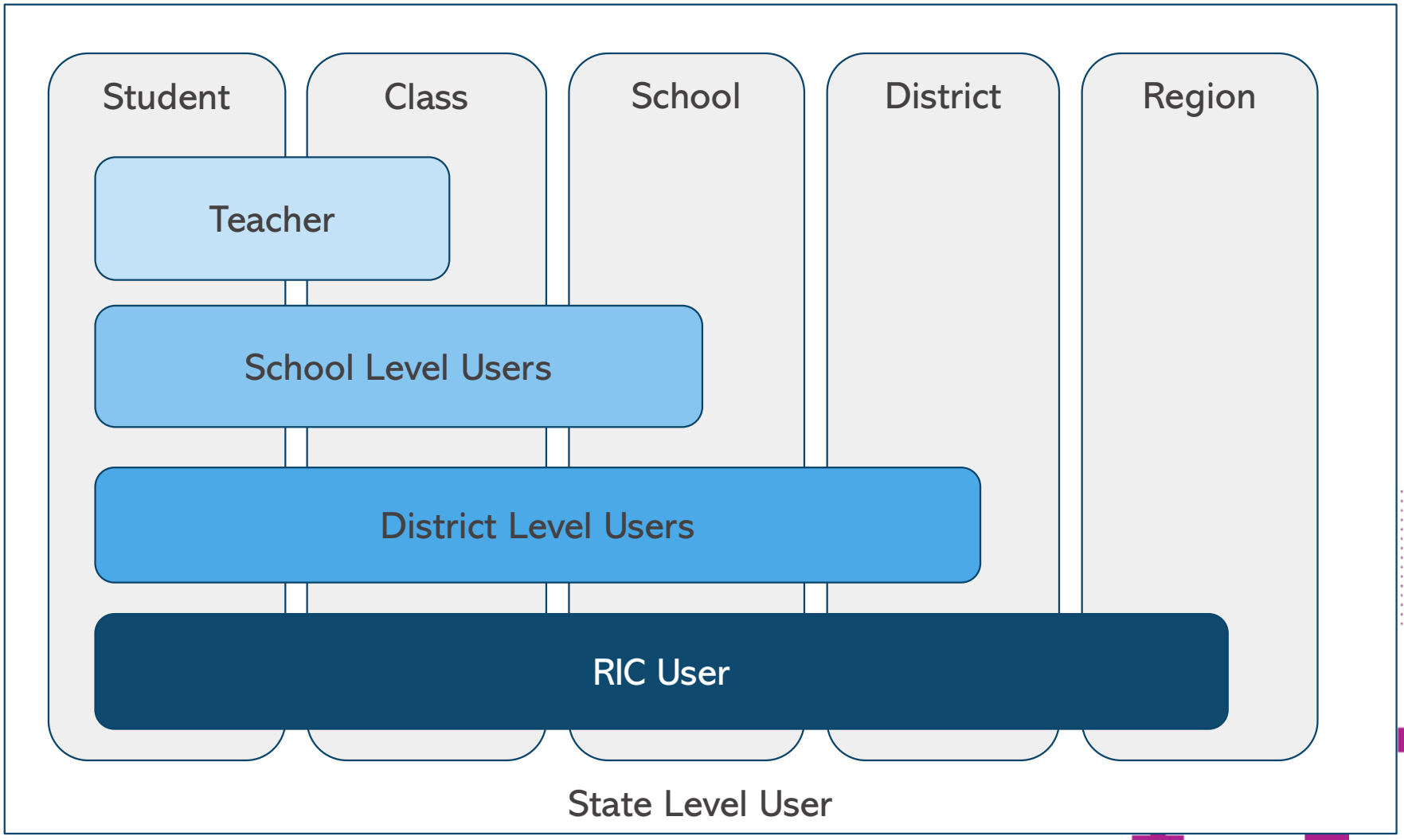
Student
Class
School
District
Region
Teacher
School Level Users
District Level Users
RIC User
State Level User

Understand User Roles and Responsibilities

	DTC	DLU	DITC	SUP	PRN	STC	SITC	BLU	Teacher
View/Edit Students Page	X	X		X	X	X		X	View Only
View/Edit Classes and Create New Classes	X	X		X	X	X		X	X
Print Student Logins	X	X		X	X	X		X	X
Create New Roles/Accounts in Nextera Admin	X	X		X	X	X		X	
View Testing Status Details Page	X	X	X	X	X	X	X	X	X
Set Student Testing Accommodations	X	X		X	X	X		X	
Change Session Access Codes	X	X		X	X	X		X	
Set Student Not Tested Codes	X	X		X	X	X		X	
Complete Tech Readiness Checklist	X	X	X	X	X	X	X	X	
Resolve Concurrent Logins	X	X			X	X		X	
View and Print Student Responses	X			X	X				

Nextera Admin:
Technology Readiness Checklist and Technical Requirements

nwea

Technology Readiness Checklist

Complete by December 31, 2026

nwea

Computer-Based Testing (CBT) Technology Readiness Checklist

Updated 10/03/2024

In order to participate in operational Computer-Based Testing (CBT) for Grades 3-8 English Language Arts (ELA) and/or Mathematics, and Grades 5 and 8 Science, the school administrator must verify CBT Technology Readiness of their school. Verification of these requirements is **required** for all schools administering operational CBT in any of the content areas in the 2024-2025 school year.

The CBT Technology Readiness Checklist must be verified **every year** by an administrator of the operational CBT school to help the school prepare for a successful CBT administration.

School administrators should work with school, district, RIC, and BOCES staff as necessary and appropriate to confirm the school can meet the requirements and conditions outlined in the checklist.

The deadline to complete the checklist and submit verification through Nextera Admin is **Friday, December 27, 2024**.

There are many variables that factor into ensuring technology readiness for computer-based testing. Your large city district office, RIC, and BOCES are valuable resources for questions related to technology readiness and computer-based testing. You may also contact NWEA Customer Support at NYTesting@nwea.org or 866-997-0695 for questions on the computer-based testing system and technology readiness. If you have questions concerning computer-based testing policies or procedures for NYSED, please email CBTsupport@nysed.gov.

Category	Requirements	Guidance/Resources	Will my school be able to meet this requirement?
CBT Scheduling	1. Schools must schedule computer-based testing within the CBT test administration window.	Exam scheduling within the CBT test administration window is a Local Education Agency (LEA) decision. It is a CBT Best Practice that the school stagger student start times; details on how to stagger student start times can be found below and on CBT Support.	❍ Yes ❍ No
Bandwidth & Access	2. Schools must have adequate bandwidth, including considerations for any wireless connections, to support CBT on the days scheduled for test administration.	The bandwidth requirements and tools for testing your school's bandwidth capabilities are available on the NWEA Readiness page. • Schools should check bandwidth readiness, prior to testing, to prepare for CBT and ensure a stable testing environment for students. • For schools using wireless connections, be sure to consider network access-to-student ratios within a testing space.	❍ Yes ❍ No

The CBT Technology Readiness Checklist must be verified **every year** by an administrator of the school participating in operational CBT to help the school prepare for a successful CBT administration.

All district and building level users (except Teachers) can complete Tech Readiness for their school.

Technical Requirements Resources

Setup and Installation Guide

- The SIG provides important information for setup and installation, system requirements, and troubleshooting tips.
- The SIG also provides helpful tips during testing for any errors that may be encountered when students are logging in and/or testing.

Troubleshooting Error Messages Students May Encounter Prior to and During Testing

Possible Error Messages When Logging In

The following table will review possible error messages students may encounter before they begin testing, the potential causes for the error message, and actions to take to correct the error.

Name of Error	Error Message	Potential Cause(s)	Corrective Action(s)
Sign-in error		User enters the wrong User ID and/or Password on the Nextera TDS sign-in screen.	Confirm correct user ID/password and try again. Check to ensure Caps Lock is not on.

Secure Browser Update for the 2026–27 School Year

For the 2026–27 school year, schools will need to download the latest version of the Secure Browser on Chrome and iPads. Schools will need to verify they have the latest version of the Secure Browser on Windows and Mac that was used last year.

Check If You're Running the Latest Version

Open the secure browser on the device.

1. On the main screen, look for the version number at the bottom of the login screen.
2. Confirm the version number with the information provided below.

   Download and install the current version on any student devices that do not already have it from the Help > Downloads page in Nextera Admin. For additional guidance, see the 2026-27 Setup and Installation Guide.

Mac	iPad	Chrome	Windows
5.2	2.2	3.0	5.2

nwea

Secure Browsers, continued

- The Secure Browser is available for download from Nextera Admin on the Help>Downloads page
- Please find additional information in the Setup and Installation Guide (SIG) on CBT Support

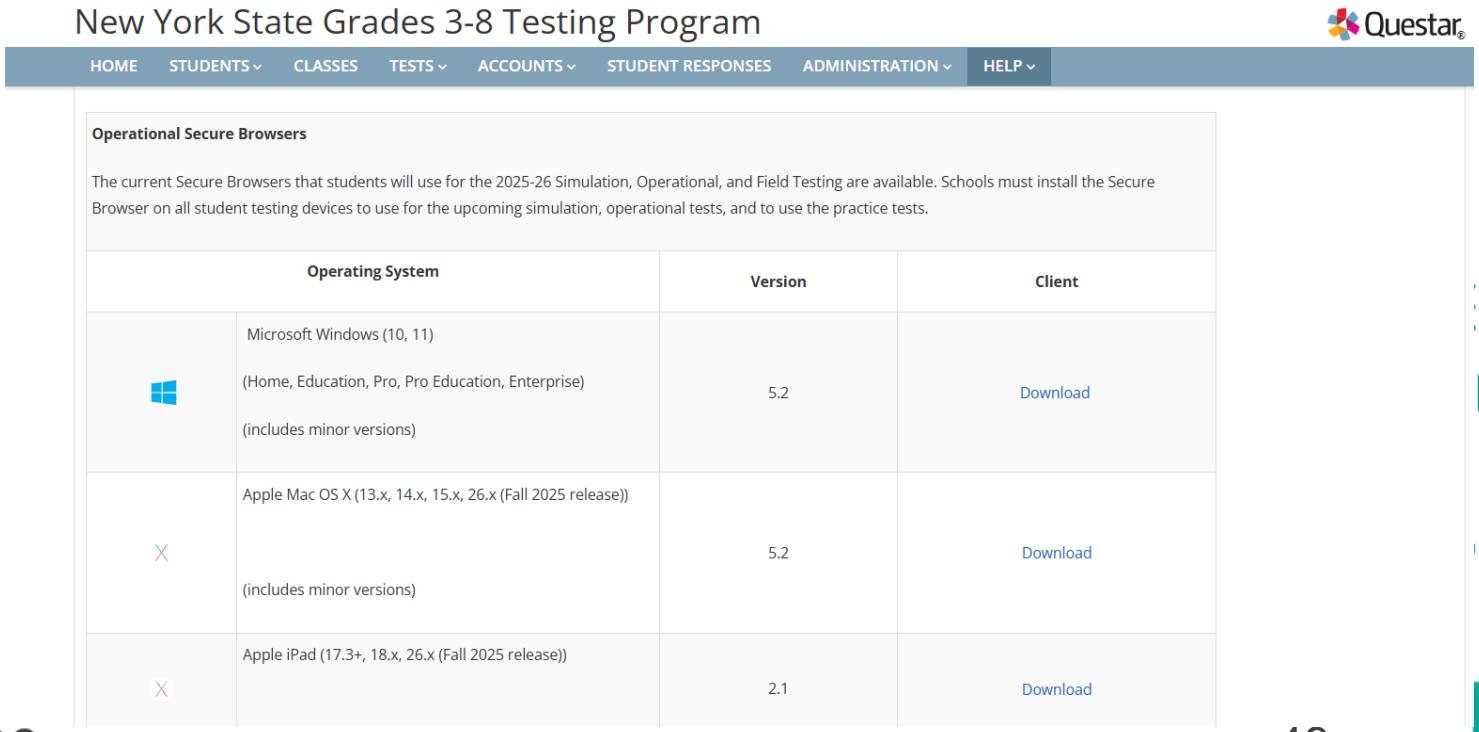

New York State Grades 3-8 Testing Program

Questar

HOME | STUDENTS | CLASSES | TESTS | ACCOUNTS | STUDENT RESPONSES | ADMINISTRATION | HELP

Operational Secure Browsers

The current Secure Browsers that students will use for the 2025-26 Simulation, Operational, and Field Testing are available. Schools must install the Secure Browser on all student testing devices to use for the upcoming simulation, operational tests, and to use the practice tests.

Operating System		Version	Client
	Microsoft Windows (10, 11) (Home, Education, Pro, Pro Education, Enterprise) (includes minor versions)	5.2	Download
	Apple Mac OS X (13.x, 14.x, 15.x, 26.x (Fall 2025 release)) (includes minor versions)	5.2	Download
	Apple iPad (17.3+, 18.x, 26.x (Fall 2025 release))	2.1	Download

Technical Requirements Resources

Minimum System Requirements and System Scan

	Spring 2027
Windows 11 Pro Education Pro Education Home Enterprise	Versions: 23H2 24H2 25 H2 26 H2 (Windows 11S and SE are not supported)
MacOS	15.x, 26.x 27.x (Fall 2026 release)
IPadOS	18.x, 26.x 27.x (Fall 2026 release)
Chromebooks	Versions 143+ NOTE: Supported versions may change throughout the year as new versions are developed and tested. For the most accurate information please visit NWEA's system scan page.

Whitelisting

Nextera Test Delivery System uses the same protocols to communicate on the Internet as standard Web browsers, so it is critical that proxy servers be configured to **allow all HTTP traffic between the Nextera Test Delivery System and the Internet on ports 80 and 443**.

The following domains should be whitelisted at the firewall, authenticating proxy server, or content filtering server:

- **NY.nextera.questarai.com**
- **questarai.com**
- **nwea.org**
- **mobileapp.questarai.com (**for Apple iPad devices)
- **transcribestreaming.us-west-2.amazonaws.com** (for STT)
- **cognito-identity.us-west-2.amazonaws.com** (for STT)

Content Filtering Note: Cisco Umbrella is incompatible with Nextera

Resources and Support

Resources – CBT Support

More information is available on CBT Support:

Important Links:

- Learn how to Download and Test the Questar Secure Browser
- Learn about Nextera Admin features and functionality
- Learn how to add New Users in Nextera Admin
- Nextera Admin Roles and Responsibilities
- Nextera Administration System
- Updating Teacher Accounts QRG
- Setup and Installation Guide (SIG)

Customer Support

Schools with questions concerning CBT should:

1. Contact your Regional Information Center/ District Level Support
2. Contact NWEA Customer Support:

   Email: NYTesting@nwea.org

   Phone: 1-866-997-0695

   For more information on NWEA'S Customer Support team and hours please visit this article on CBT Support.

For policy support/questions, please contact NYSED:

CBTSupport@nysed.gov

https://CBTSupport.nysed.gov